



### District Report Card: 2017


<b>State:</b> Rajasthan	<b>District:</b> Sikar
<b>Class:</b> 5	<b>Subject:</b> Language
<b>Schools:</b> 59	<b>Students:</b> 816


### Participation/Coverage


#### Students

<div>GENDER</div> <div></div>	Boys				Girls			
	Number		%		Number		%	
	373		45.71		443		54.29	

<div>AREA</div> <div></div>	Rural				Urban			
	Number		%		Number		%	
	726		88.97		90		11.03	

<div>CATEGORY</div> <div></div>	SC		ST		OBC		GEN	
	Number	%	Number	%	Number	%	Number	%
	282	34.56	52	6.37	399	48.90	83	10.17

<div>CWSN</div> <div></div>	LD	VI	HI	S&LD	ID	Oth
	0	3	0	1	2	0

<div>Management</div> <div></div>	Government			Government-aided		
	Number		%	Number		%
	816		100.00	0		0.00

### Average Performance of Students in Language (%)

Overall	Gender		Area		Management		Social Group			
	Male	Female	Rural	Urban	Govt.	Aided	SC	ST	OBC	GEN
68.02	69.15	67.07	67.59	71.48	68.02	0.00	69.05	63.97	67.99	67.23

## Performance on Learning Outcomes (LOs)

Learning Outcomes	Description	Average Performance(%)
L504	Reads and comprehends independently storybooks, news items/ headlines, advertisements etc.	65.69
L508	Reads text with comprehension, locates details and sequence of events	69.19

Range of Performance of Students who Answered Correctly							
Below 30%		30% - 50%		50% - 75%		Above 75%	
Number	%	Number	%	Number	%	Number	%
39	4.78	141	17.28	308	37.75	328	40.20

### Lowest Performing Learning Outcomes (LOs)

- 1 - Reads and comprehends independently storybooks, news items/ headlines, advertisements etc. (65.69)
- 2 - Reads text with comprehension, locates details and sequence of events (69.19)